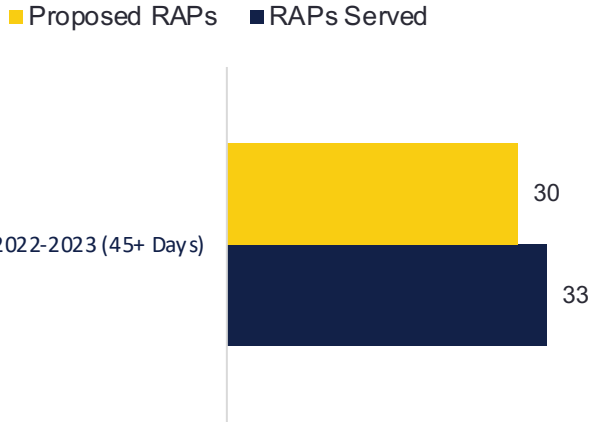


Program Attendance & Participant Characteristics (School-Year Programming)

Annual Program Attendance



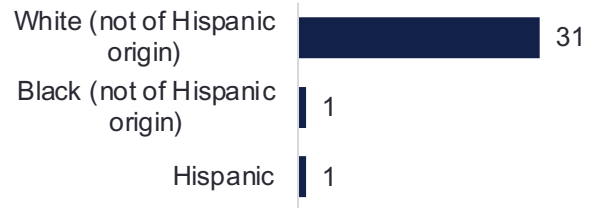
Participant Grade Level

2022-2023 RAPs

- Elementary School: **33**
- Intermediate/Middle School: **0**
- High School: **0**

Race

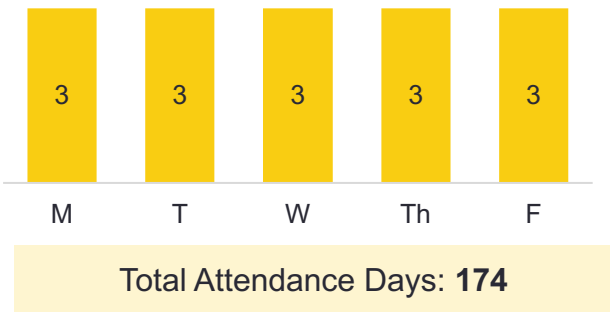
2022-2023 RAPs



Program Hours Offered per Week

(2022-2023 School Year)

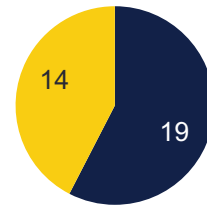
■ After School



Free and Reduced Lunch

2022-2023 RAPs

- Eligible
- Not Eligible



Building Momentum for Next Year...

Describe one area of programming that went well during the 2022-2023 school year that you'd like to continue during the 2023-2024 school year:

One area that I feel we had success in 2022-2023 school year is with staff professional development and training. We held two-hour monthly meetings with each Coordinator at the beginning of each month to break down curriculum, program challenges, assisting Coordinators with their staff issues, as well as providing support to Coordinators in the way of having feedback of other Coordinators. We took a survey of Coordinators at the end of the year and the feedback allowed me to see that allowing those two hours each month with Coordinators, myself, and the administrative team helped staff feel supported in their roles. I feel like this is a major contributing factor why every one of our Coordinators returned to work for us for 2023-2024 school year.



2022-2023 Performance Measure Progress

Academic Outcomes

Outcome	Target	Performance Measure	Notes
100%	75%	of students in KG will earn an M in ELA by spring	
100%	75%	of students in KG will earn an M in math by spring	
96%	75%	of regular participating students in grades 1-2 will earn a B- or better or improve their ELA grade from fall to spring	
91%	75%	of regular participating students in grades 1-2 will earn a B- or better or improve their math grade from fall to spring	
91%	70%	of school day teachers will report that regular participating students did not need to improve or improved 'academic performance'	
81%	70%	of school day teachers will report that regular participating students did not need to improve or improved in 'completing homework to teachers' satisfaction'	

Social/Behavioral Outcomes

Outcome	Target	Performance Measure	Notes
94%	65%	of school day teachers will report that regular participating students did not need to improve or improved in 'getting along well with other students' in spring	
88%	65%	of school day teachers will report that regular participating students did not need to improve or improved in 'behaving well in class' in spring	

Family Engagement Outcomes

Outcome	Target	Performance Measure	Notes
100%	60%	of parents will report on the spring parent surveys that they have helped with their child's schoolwork	
71%	75%	of parents will report that they have engaged in educational activities with their children at home	

-- Data Not Available